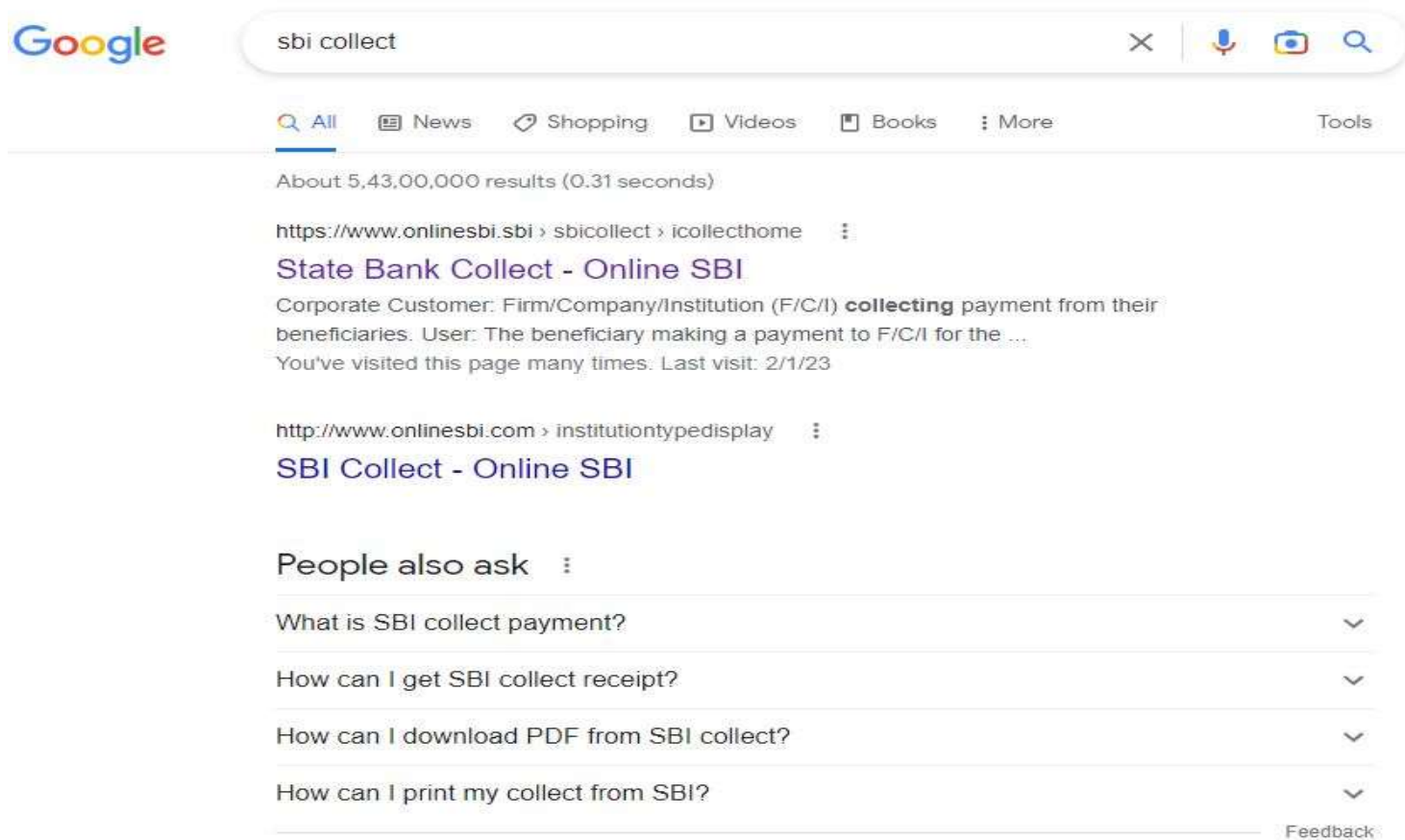


# Payment procedure for Renewal NOC

**Step follows to complete the  
payment**

# Step one(1)

In Google search bar search for sbi collect



The image shows a Google search interface. The search bar contains the text "sbi collect". Below the search bar, there are navigation tabs for "All", "News", "Shopping", "Videos", "Books", and "More". The search results show "About 5,43,00,000 results (0.31 seconds)". The first result is from "https://www.onlinesbi.sbi" and is titled "State Bank Collect - Online SBI". The description for this result is "Corporate Customer: Firm/Company/Institution (F/C/I) **collecting** payment from their beneficiaries. User: The beneficiary making a payment to F/C/I for the ...". Below this, there is a "People also ask" section with four questions: "What is SBI collect payment?", "How can I get SBI collect receipt?", "How can I download PDF from SBI collect?", and "How can I print my collect from SBI?". A "Feedback" link is visible at the bottom right of the search results area.

Google

sbi collect

All News Shopping Videos Books More Tools

About 5,43,00,000 results (0.31 seconds)

https://www.onlinesbi.sbi › sbicollect › icollecthome

**State Bank Collect - Online SBI**

Corporate Customer: Firm/Company/Institution (F/C/I) **collecting** payment from their beneficiaries. User: The beneficiary making a payment to F/C/I for the ...

You've visited this page many times. Last visit: 2/1/23

http://www.onlinesbi.com › institutiontypedisplay

**SBI Collect - Online SBI**

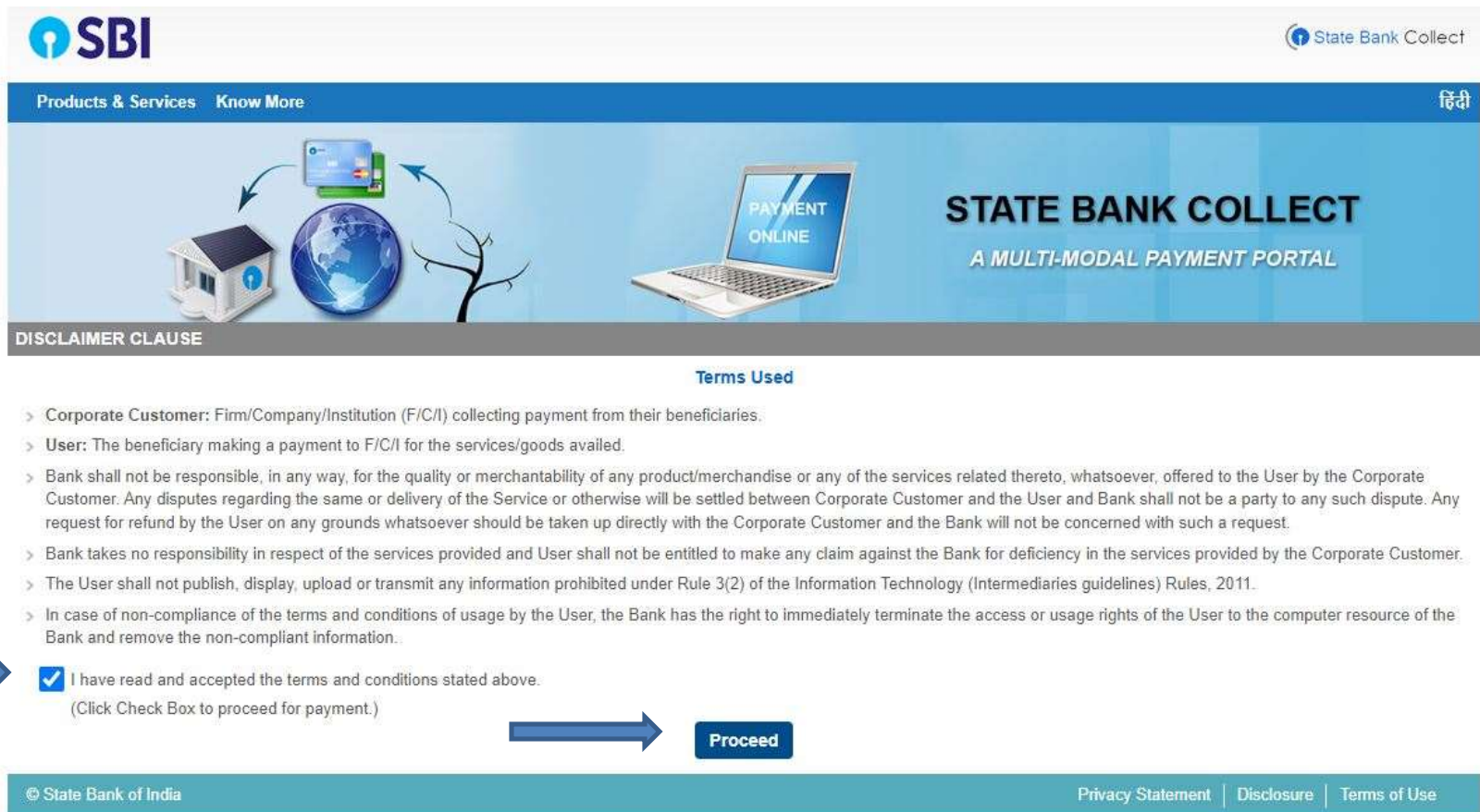
People also ask

- What is SBI collect payment?
- How can I get SBI collect receipt?
- How can I download PDF from SBI collect?
- How can I print my collect from SBI?

Feedback

# Step two(2)

In sbi collect click on “I have read and accept the terms and conditions stated above” & then click on proceed box



**SBI** State Bank Collect

Products & Services Know More हिंदी

**STATE BANK COLLECT**  
A MULTI-MODAL PAYMENT PORTAL

DISCLAIMER CLAUSE

**Terms Used**

- > **Corporate Customer:** Firm/Company/Institution (F/C/I) collecting payment from their beneficiaries.
- > **User:** The beneficiary making a payment to F/C/I for the services/goods availed.
- > Bank shall not be responsible, in any way, for the quality or merchantability of any product/merchandise or any of the services related thereto, whatsoever, offered to the User by the Corporate Customer. Any disputes regarding the same or delivery of the Service or otherwise will be settled between Corporate Customer and the User and Bank shall not be a party to any such dispute. Any request for refund by the User on any grounds whatsoever should be taken up directly with the Corporate Customer and the Bank will not be concerned with such a request.
- > Bank takes no responsibility in respect of the services provided and User shall not be entitled to make any claim against the Bank for deficiency in the services provided by the Corporate Customer.
- > The User shall not publish, display, upload or transmit any information prohibited under Rule 3(2) of the Information Technology (Intermediaries guidelines) Rules, 2011.
- > In case of non-compliance of the terms and conditions of usage by the User, the Bank has the right to immediately terminate the access or usage rights of the User to the computer resource of the Bank and remove the non-compliant information.


I have read and accepted the terms and conditions stated above.  
(Click Check Box to proceed for payment.)

**Proceed**

© State Bank of India Privacy Statement | Disclosure | Terms of Use

## Step three(3)

In sbi collect click on “state of Corporation- Odisha,  
Type of corporation- Govt. Department” then click on  
Go



The screenshot shows the SBI State Bank Collect interface. At the top left is the SBI logo, and at the top right is the text "State Bank Collect". Below this is a blue navigation bar with "State Bank Collect" and "State Bank Mops". A breadcrumb trail shows "State Bank Collect / State Bank Collect" with an "Exit" link. A grey bar displays "State Bank Collect" and the date/time "02-Jan-2023 [11:28 AM IST]". The main content area has a light blue header "Select State and Type of Corporate / Institution".

Two blue arrows point to the following dropdown menus:

- State of Corporate / Institution \* (Dropdown menu showing "Odisha")
- Type of Corporate / Institution \* (Dropdown menu showing "Govt Department")

A blue arrow points to a dark blue "Go" button.

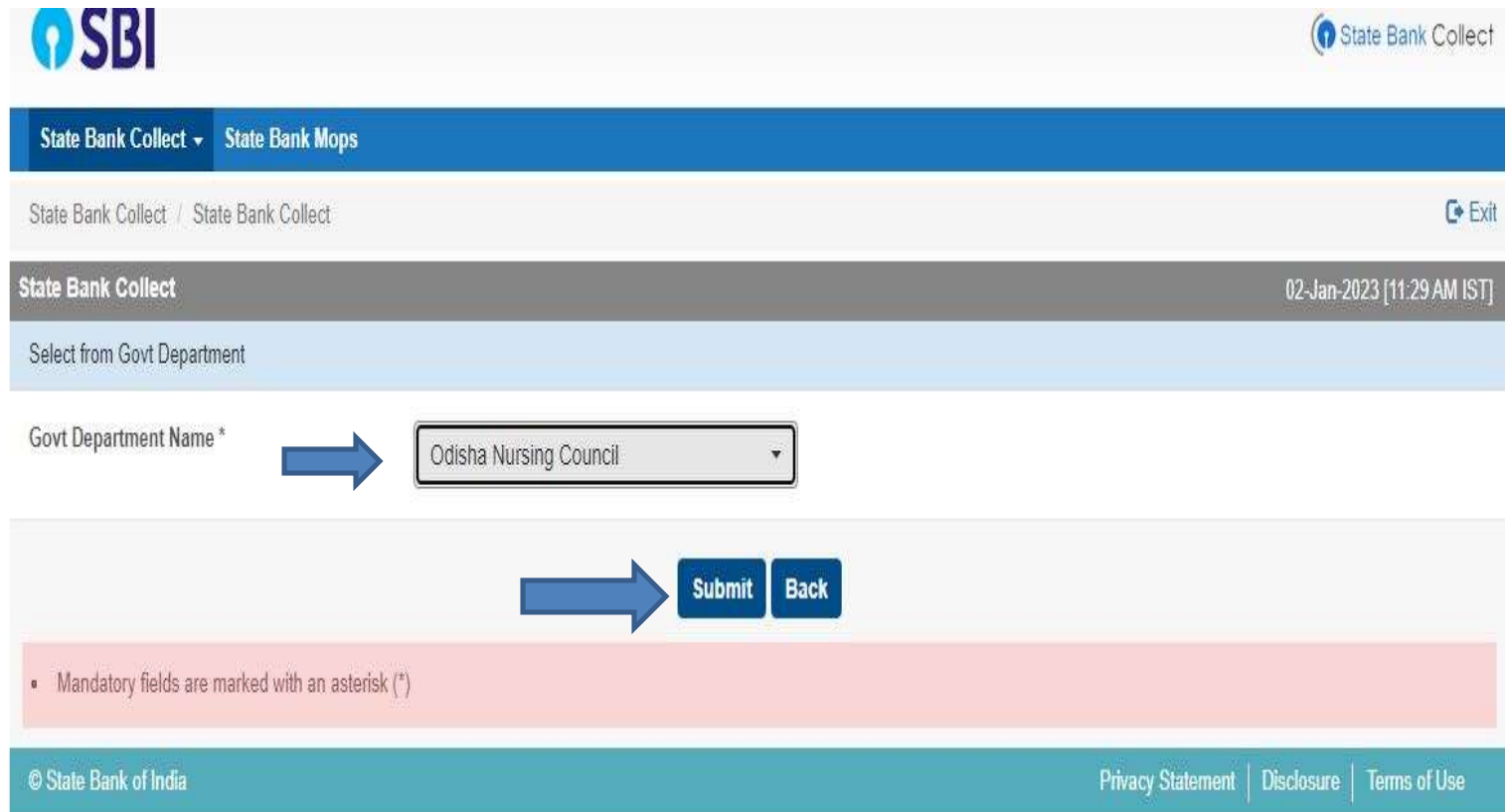
A pink notice box contains the following text:

- Mandatory fields are marked with an asterisk (\*)
- State Bank Collect is a unique service for paying online to educational institutions, temples, charities and/or any other corporates/institutions who maintain their accounts with the Bank.

The footer contains "© State Bank of India" on the left and "Privacy Statement | Disclosure | Terms of Use" on the right.

# Step four (4)

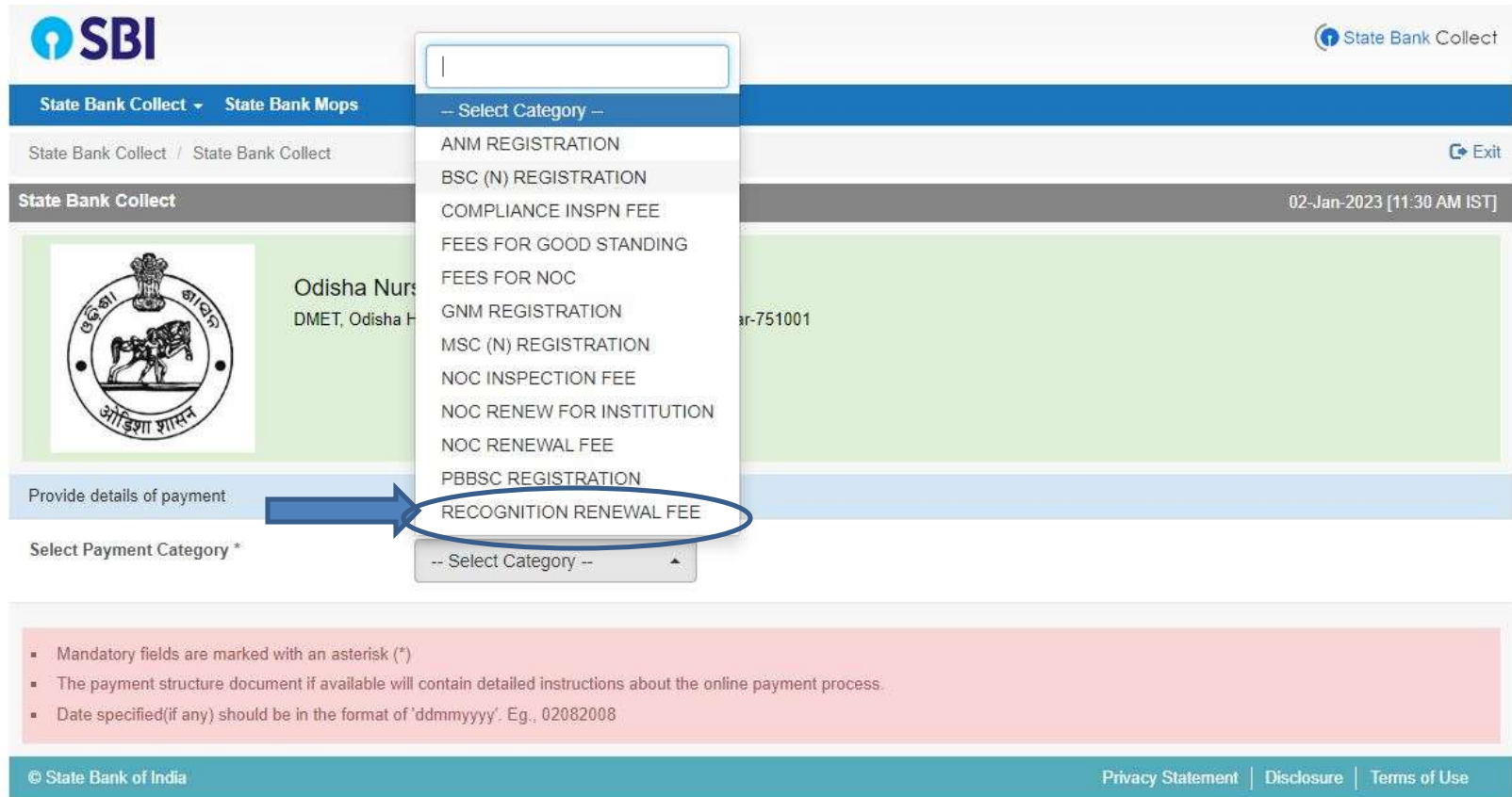
In sbi collect click on “**Govt. Department name- Odisha Nursing Council**” then click on Submit



The screenshot displays the SBI State Bank Collect interface. At the top left is the SBI logo, and at the top right is the 'State Bank Collect' link. Below the header is a navigation bar with 'State Bank Collect' and 'State Bank Mops'. The main content area shows the breadcrumb 'State Bank Collect / State Bank Collect' and an 'Exit' button. A dark grey bar indicates the session is for 'State Bank Collect' on '02-Jan-2023 [11:29 AM IST]'. Below this is a light blue bar with the text 'Select from Govt Department'. The 'Govt Department Name \*' field is a dropdown menu with 'Odisha Nursing Council' selected, indicated by a blue arrow. Below the dropdown are 'Submit' and 'Back' buttons, with a blue arrow pointing to the 'Submit' button. A pink warning box states 'Mandatory fields are marked with an asterisk (\*)'. The footer contains '© State Bank of India' and links for 'Privacy Statement', 'Disclosure', and 'Terms of Use'.

## Step five (5)

In sbi collect click on **“Select payment category- RECOGNITION RENEWAL FEE( FOR Renewal NOC / Phd / PBDiploma)”**



The screenshot displays the SBI Collect interface. At the top left is the SBI logo, and at the top right is the 'State Bank Collect' logo. Below the logo is a navigation bar with 'State Bank Collect' and 'State Bank Mops'. A dropdown menu is open, showing a list of payment categories. The 'RECOGNITION RENEWAL FEE' option is circled in blue, and a blue arrow points to it from the 'Provide details of payment' section. The background shows a form for 'Odisha Nursing College, DMET, Odisha' with a date of '02-Jan-2023 [11:30 AM IST]'. At the bottom, there is a footer with '© State Bank of India' and links for 'Privacy Statement', 'Disclosure', and 'Terms of Use'.

State Bank Collect

State Bank Collect / State Bank Collect

State Bank Collect

02-Jan-2023 [11:30 AM IST]

Exit

Odisha Nursing College, DMET, Odisha

751001

Provide details of payment

Select Payment Category \*

RECOGNITION RENEWAL FEE

© State Bank of India

Privacy Statement | Disclosure | Terms of Use

- Mandatory fields are marked with an asterisk (\*)
- The payment structure document if available will contain detailed instructions about the online payment process.
- Date specified(if any) should be in the format of 'ddmmyyy': Eg., 02082008

## Step six (6)

In the following box fill up the details and select the amount i.e. 20000/- per course for Renewal NOC

State Bank Collect / State Bank Collect

Exit

State Bank Collect

02-Jan-2023 [11:57 AM IST]



Odisha Nursing Council

DMET, Odisha Heads of Department Building, Bhubaneswar-751001

Provide details of payment

Select Payment Category \*

RECOGNITION RENEWAL FEE

NAME OF CANDIDATE \*

MOBILE NO \*

NAME OF INSTITUTE \*

NAME OF COURSE \*

AMOUNT \*

20000

Remarks

Activate Windows  
Go to Settings to activate Win

## Step seven (7)

In the following box fill up the details and in the name of the course category write PHD & select the amount Rs. 50000/-

State Bank Collect



Odisha Nursing Council

DMET, Odisha Heads of Department Building, . Bhubaneswar-751001

Provide details of payment

Select Payment Category \*

RECOGNITION RENEWAL FEE ▾

NAME OF CANDIDATE \*

MOBILE NO \*

NAME OF INSTITUTE \*

NAME OF COURSE \*

PHD

AMOUNT \*

50000 ▲

Remarks