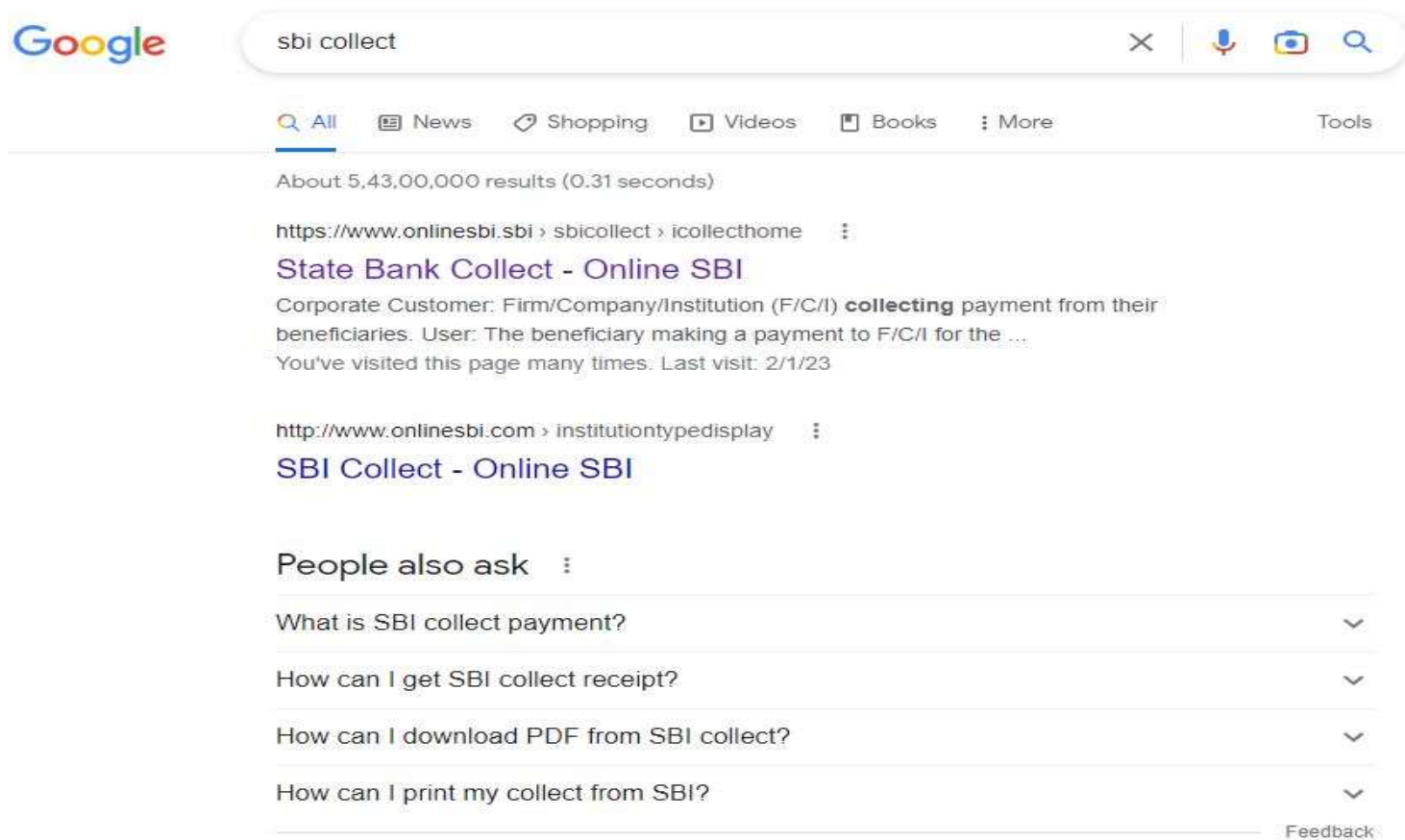


# Payment procedure for New NOC

**Step follows to complete the  
payment**

# Step one(1)

In Google search bar search for sbi collect



The image shows a Google search interface. The search bar contains the text "sbi collect". Below the search bar, there are navigation tabs for "All", "News", "Shopping", "Videos", "Books", and "More". The search results show "About 5,43,00,000 results (0.31 seconds)". The first result is from "https://www.onlinesbi.sbi" and is titled "State Bank Collect - Online SBI". The description for this result is "Corporate Customer: Firm/Company/Institution (F/C/I) **collecting** payment from their beneficiaries. User: The beneficiary making a payment to F/C/I for the ...". Below this, there is a note: "You've visited this page many times. Last visit: 2/1/23". The second result is from "http://www.onlinesbi.com" and is titled "SBI Collect - Online SBI". Below the search results, there is a section titled "People also ask" with four questions: "What is SBI collect payment?", "How can I get SBI collect receipt?", "How can I download PDF from SBI collect?", and "How can I print my collect from SBI?". Each question has a downward arrow icon to its right. At the bottom right of the page, there is a "Feedback" link.

Google

sbi collect

All News Shopping Videos Books More Tools

About 5,43,00,000 results (0.31 seconds)

https://www.onlinesbi.sbi › sbicollect › icollecthome

**State Bank Collect - Online SBI**

Corporate Customer: Firm/Company/Institution (F/C/I) **collecting** payment from their beneficiaries. User: The beneficiary making a payment to F/C/I for the ...

You've visited this page many times. Last visit: 2/1/23

http://www.onlinesbi.com › institutiontypedisplay

**SBI Collect - Online SBI**

People also ask

What is SBI collect payment?

How can I get SBI collect receipt?

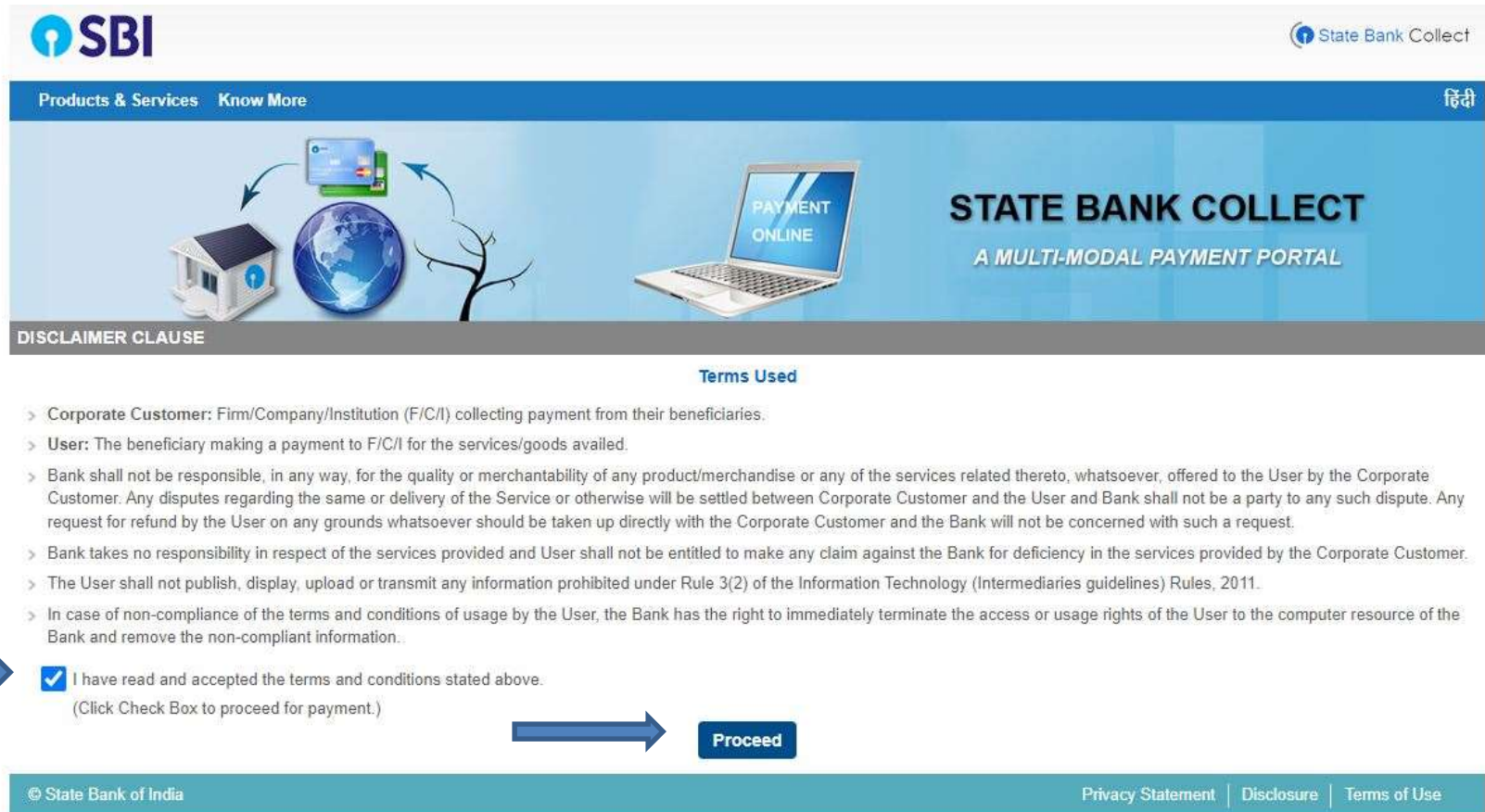
How can I download PDF from SBI collect?

How can I print my collect from SBI?

Feedback

# Step two(2)

In sbi collect click on “I have read and accept the terms and conditions stated above” & then click on proceed box



**SBI** State Bank Collect

Products & Services Know More हिंदी

**STATE BANK COLLECT**  
A MULTI-MODAL PAYMENT PORTAL

DISCLAIMER CLAUSE

**Terms Used**

- > **Corporate Customer:** Firm/Company/Institution (F/C/I) collecting payment from their beneficiaries.
- > **User:** The beneficiary making a payment to F/C/I for the services/goods availed.
- > Bank shall not be responsible, in any way, for the quality or merchantability of any product/merchandise or any of the services related thereto, whatsoever, offered to the User by the Corporate Customer. Any disputes regarding the same or delivery of the Service or otherwise will be settled between Corporate Customer and the User and Bank shall not be a party to any such dispute. Any request for refund by the User on any grounds whatsoever should be taken up directly with the Corporate Customer and the Bank will not be concerned with such a request.
- > Bank takes no responsibility in respect of the services provided and User shall not be entitled to make any claim against the Bank for deficiency in the services provided by the Corporate Customer.
- > The User shall not publish, display, upload or transmit any information prohibited under Rule 3(2) of the Information Technology (Intermediaries guidelines) Rules, 2011.
- > In case of non-compliance of the terms and conditions of usage by the User, the Bank has the right to immediately terminate the access or usage rights of the User to the computer resource of the Bank and remove the non-compliant information.


I have read and accepted the terms and conditions stated above.  
(Click Check Box to proceed for payment.)

**Proceed**

© State Bank of India Privacy Statement | Disclosure | Terms of Use

## Step three(3)

In sbi collect click on “state of Corporation- Odisha, Type of corporation- Govt. Department” then click on Go



The screenshot shows the SBI State Bank Collect interface. At the top left is the SBI logo, and at the top right is the text "State Bank Collect". Below this is a blue navigation bar with "State Bank Collect" and "State Bank Mops". A breadcrumb trail shows "State Bank Collect / State Bank Collect" with an "Exit" link. A dark grey bar displays "State Bank Collect" and the date/time "02-Jan-2023 [11:28 AM IST]". The main content area has a light blue header "Select State and Type of Corporate / Institution".

Two blue arrows point to the following fields:

- State of Corporate / Institution \***: A dropdown menu with "Odisha" selected.
- Type of Corporate / Institution \***: A dropdown menu with "Govt Department" selected.

A blue arrow points to a dark blue "Go" button.

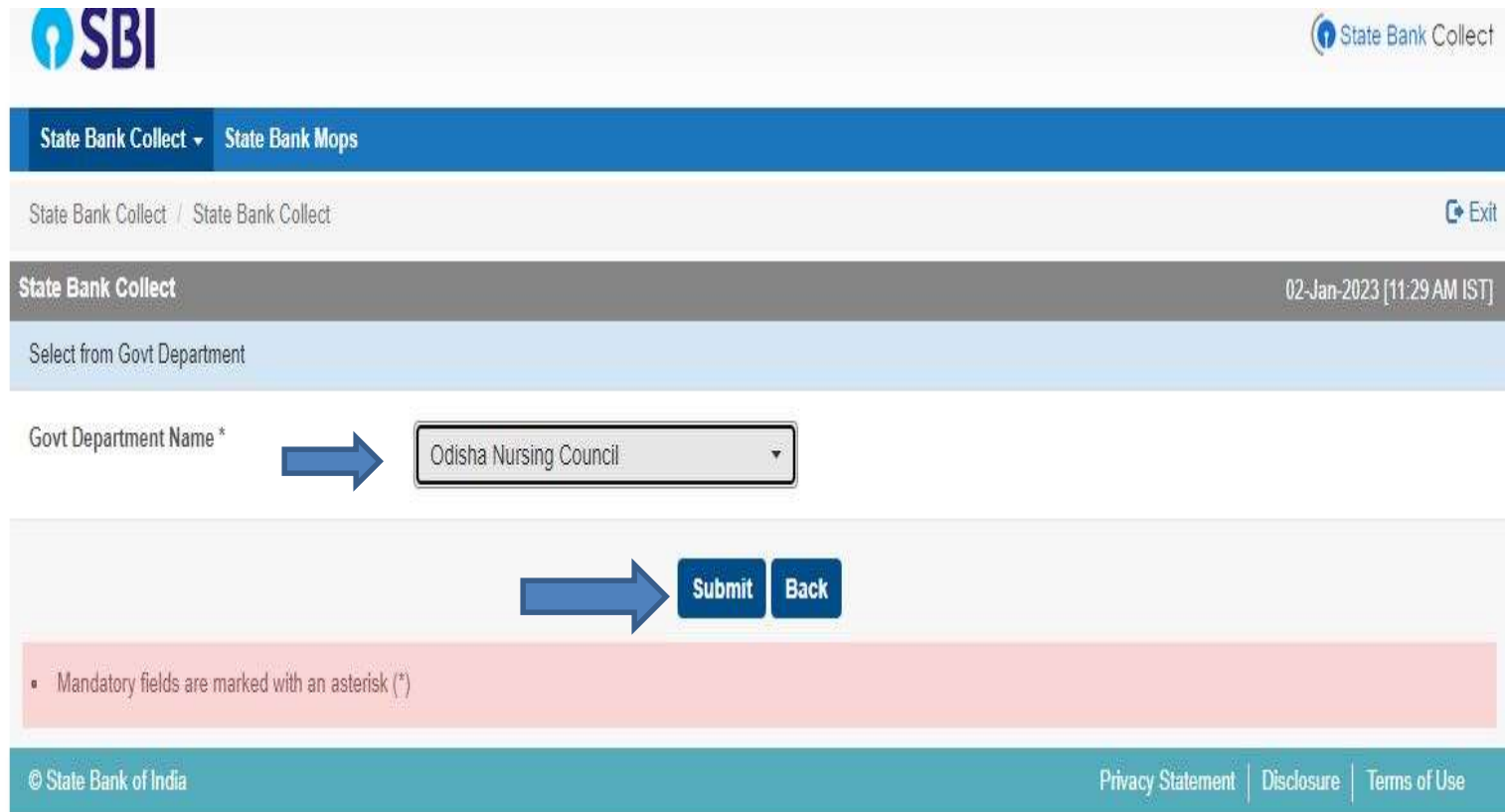
A pink warning box contains the following text:

- Mandatory fields are marked with an asterisk (\*)
- State Bank Collect is a unique service for paying online to educational institutions, temples, charities and/or any other corporates/institutions who maintain their accounts with the Bank.

The footer includes "© State Bank of India" on the left and "Privacy Statement | Disclosure | Terms of Use" on the right.

# Step four (4)

In sbi collect click on “**Govt. Department name- Odisha Nursing Council**” then click on Submit



The screenshot displays the SBI State Bank Collect interface. At the top left is the SBI logo, and at the top right is the 'State Bank Collect' link. Below the header is a navigation bar with 'State Bank Collect' and 'State Bank Mops'. The main content area shows the breadcrumb 'State Bank Collect / State Bank Collect' and an 'Exit' button. A dark grey bar indicates the current page is 'State Bank Collect' with a timestamp of '02-Jan-2023 [11:29 AM IST]'. Below this is a light blue bar with the text 'Select from Govt Department'. The 'Govt Department Name \*' field is a dropdown menu with 'Odisha Nursing Council' selected, indicated by a blue arrow. Below the dropdown are 'Submit' and 'Back' buttons, with a blue arrow pointing to the 'Submit' button. A pink error message states 'Mandatory fields are marked with an asterisk (\*)'. The footer contains the copyright notice '© State Bank of India' and links for 'Privacy Statement', 'Disclosure', and 'Terms of Use'.

## Step five (5)

In sbi collect click on **“Select payment category- NOC INSPECTION FEE”** for NEW NOC



The screenshot displays the SBI Collect interface. At the top left is the SBI logo, and at the top right is the 'State Bank Collect' logo. Below the header, there are navigation links for 'State Bank Collect' and 'State Bank Mops'. A search bar is present at the top center. The main content area features the Odisha Nurturing and Developmental Education Trust (DMET) logo on the left, with a blue arrow pointing to the 'NOC INSPECTION FEE' option in the 'Select Payment Category' dropdown menu. The dropdown menu lists various categories: ANM REGISTRATION, BSC (N) REGISTRATION, COMPLIANCE INSPN FEE, FEES FOR GOOD STANDING, FEES FOR NOC, GNM REGISTRATION, MSC (N) REGISTRATION, NOC INSPECTION FEE (highlighted), NOC RENEW FOR INSTITUTION, NOC RENEWAL FEE, PBBSC REGISTRATION, and RECOGNITION RENEWAL FEE. Below the dropdown, there is a section for 'Provide details of payment' and a 'Select Payment Category \*' field. A pink banner at the bottom contains the following text:

- Mandatory fields are marked with an asterisk (\*)
- The payment structure document if available will contain detailed instructions about the online payment process.
- Date specified(if any) should be in the format of 'ddmmyyyy'. Eg., 02062008

At the bottom of the page, there is a footer with the text '© State Bank of India' on the left and 'Privacy Statement | Disclosure | Terms of Use' on the right.

## Step six (6)

In the following box fill up the details and select the amount as per your course



Odisha Nursing Council

DMET, Odisha Heads of Department Building, Bhubaneswar-751001

Provide details of payment.

Select Payment Category \*

NOC INSPECTION FEE ▾

NAME \*

MOBILE NO \*

COURSE \*

--Select COURSE-- ▾

AMOUNT \*

--Select AMOUNT-- ▾

Remarks

Please enter your Name, Date of Birth (For Personal Banking) / Incorporation (For Corporate Banking) & Mobile Number. This is required to reprint your e-receipt / remittance(PAP) form, if the need arises.